

# ET BLACK MODULE

## Monocrystalline

ET-M672305BB	305W
ET-M672300BB	300W
ET-M672295BB	295W
ET-M672290BB	290W
ET-M672285BB	285W
ET-M672280BB	280W

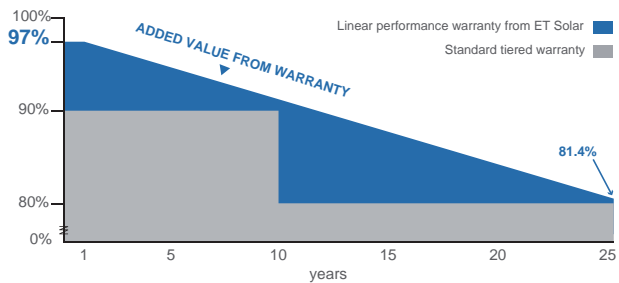


### Features

- Low iron tempered safety glass, self-cleaning & anti-reflective layer with higher light absorption and minimal surface dust
- Anodized aluminum frame improving corrosion resistance
- Industry leading performance at low irradiation environment by Photon test
- 0 to +5W positive tolerance for mainstream products
- Withstand high wind loads and snow loads
- EL screening to eliminate product defects
- Cell encapsulation EVA Gel Content and Peel Strength Test
- Potential-Induced Degradation (PID) free for customizable solar module

### Benefits

- 25-year transferrable power output warranty warrants no more than 0.65% $\times$ P<sub>max</sub> lower than the previous year
- 10-year warranty on materials and workmanship
- Product liability insurance
- Local technical support
- Local warehousing
- 48 hour-response service



IEC 61215 Ed.2  
IEC 61730



BABT8510



Towards Excellence

M/ET-CP-EN-EU2013V1

[www.etsolar.com](http://www.etsolar.com)

# ELECTRICAL SPECIFICATIONS



Model Type	ET-M672305BB	ET-M672300BB	ET-M672295BB	ET-M672290BB	ET-M672285BB	ET-M672280BB
Peak Power (Pmax)	305W	300W	295W	290W	285W	280W
Module Efficiency	15.72%	15.46%	15.20%	14.95%	14.69%	14.43%
Maximum Power Voltage (Vmp)	36.75V	36.24V	35.78V	35.72V	35.68V	35.68V
Maximum Power Current (Imp)	8.30A	8.28A	8.25A	8.12A	7.99A	7.85A
Open Circuit Voltage (Voc)	45.12V	44.92V	44.80V	44.50V	44.35V	44.30V
Short Circuit Current (Isc)	8.88A	8.81A	8.72A	8.61A	8.52A	8.41A
Power Tolerance	-1% to +3%	0 to +5W	0 to +5W	0 to +5W	0 to +5W	0 to +5W
Maximum System Voltage	DC 1000V					
Nominal Operating Cell Temperature	44.4±2°C					
Series Fuse Rating (A)	15A					
Number of Bypass Diode	3					

## MECHANICAL SPECIFICATIONS

Cell type	156mm x 156mm
Number of cells	72 cells in series
Weight	24.07 kg(53.08 lbs) / 23.05kg (50.82 lbs)
Dimensions	1956 x 992 x 50mm (77.01 x 39.06 x 1.97inch)
	1956 x 992 x 40mm (77.01 x 39.06 x 1.57 inch)
Max Load	5400Pascals ( 112 lb/ft <sup>2</sup> )

## TEMPERATURE COEFFICIENT

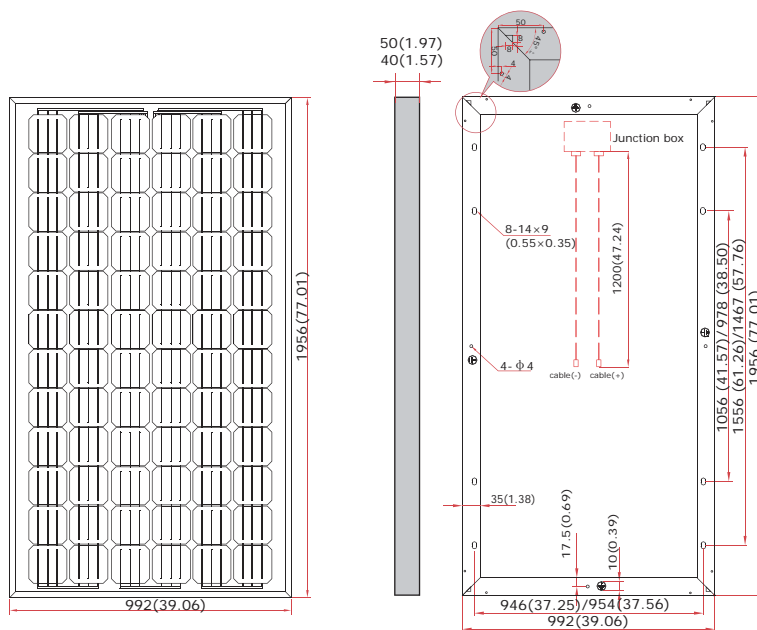
Temp. Coeff. of Isc (TK Isc)	0.02 %/°C
Temp. Coeff. of Voc (TK Voc)	-0.31 %/°C
Temp. Coeff. of Pmax (TK Pmax)	-0.44 %/°C

## BIG CARTON PACKING MANNER

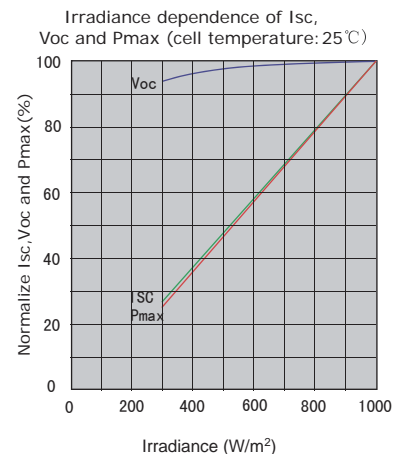
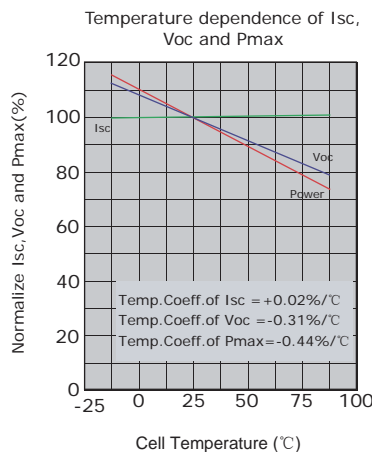
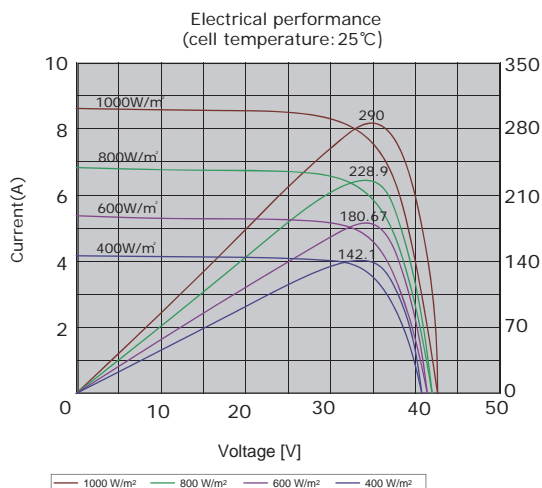
Container	20' GP		40' GP	
	40mm	50mm	40mm	50mm
Frame thickness	40mm	50mm	40mm	50mm
Pieces per Pallet	26	21	26	21
Pieces per Container	260	210	572	462

## PHYSICAL CHARACTERISTICS Unit: mm (inch)

\* The former size is for 50mm frame module while the later size for 40mm frame module



## ELECTRICAL CHARACTERISTICS



Note: the specifications are obtained under the Standard Test Conditions (STCs): 1000 W/m<sup>2</sup> solar irradiance, 1.5 Air Mass, and cell temperature of 25°C. The NOCT is obtained under the Test Conditions : 800 W/m<sup>2</sup>, 20°C ambient temperature, 1 m/s wind speed, AM 1.5 spectrum.

Please contact [support@etsolar.com](mailto:support@etsolar.com) for technical support. The parameters are for reference only, and are subject to change without notice or obligation.